

Lawnswood School
Results Booklet
2014/15



Introduction

This booklet has been produced to allow you to see all of the results that our students achieved in across 2014/15. We have tried to present the information clearly and in an accessible way.

If you have any further questions regarding our attainment at all key stages please do not hesitate to contact the school on 01132844020.

Contents

Page 3: Key Stage 3 results table for 2015 which shows the attainment levels in all subject areas.

Page 4: Student attainment in the three core subjects of English, maths and science.

Page 5: Key Stage 4 headline results for 2015

Page 6: GCSE results for all subjects in 2015

Page 7: Key Stage 4 BTEC results for 2015

Page 8: Year 11 destination routes

Page 9: Key Stage 5 headline data

Page 10: A – Level and BTEC subject results

Page 11: Year 13 destination routes

Key Stage 3 2015

End of KS3 level based on internal tests and teacher assessment	Percentage							
	L1+	L2+	L3+	L4+	L5+	L6+	L7+	L8+
English	100%	99%	99%	99%	92%	61%	29%	10%
Maths	100%	100%	99%	96%	90%	74%	39%	16%
Science	100%	100%	100%	99%	92%	75%	42%	8%

Teacher Assessment	Percentage							
	L1+	L2+	L3+	L4+	L5+	L6+	L7+	L8+
Art	100%	100%	100%	100%	95%	52%	14%	1%
Drama	100%	100%	100%	100%	86%	46%	11%	0%
DT Food	100%	99%	99%	99%	86%	51%	8%	0%
DT RM	100%	100%	100%	94%	56%	2%	0%	0%
DT Textiles	100%	100%	100%	100%	87%	50%	7%	0%
French	100%	100%	99%	87%	54%	19%	0%	0%
Geography	100%	100%	100%	100%	97%	66%	28%	4%
German	100%	100%	100%	95%	59%	23%	0%	0%
History	100%	100%	100%	100%	93%	72%	33%	6%
ICT	100%	100%	100%	100%	95%	76%	30%	1%
Music	100%	100%	100%	100%	96%	39%	5%	0%
Spanish	100%	100%	100%	100%	98%	10%	0%	0%

These tables show the percentage of pupils achieving level 5+

	English	2012	2013	2014	2015
All Pupils	School	89%	90%	85%	92%
	Leeds	78%	n/a	n/a	n/a
	National	84%	n/a	n/a	n/a

Boys	School	85%	83%	82%	88%
	Leeds	72%	n/a	n/a	n/a
	National	79%	n/a	n/a	n/a

Girls	School	95%	98%	89%	93%
	Leeds	84%	n/a	n/a	n/a
	National	90%	n/a	n/a	n/a

	Maths	2012	2013	2014	2015
All Pupils	School	80%	81%	78%	90%
	Leeds	76%	n/a	n/a	n/a
	National	83%	n/a	n/a	n/a

Boys	School	80%	82%	80%	90%
	Leeds	76%	n/a	n/a	n/a
	National	82%	n/a	n/a	n/a

Girls	School	81%	79%	77%	86%
	Leeds	76%	n/a	n/a	n/a
	National	84%	n/a	n/a	n/a

	Science	2012	2013	2014	2015
All Pupils	School	89%	88%	94%	92%
	Leeds	78%	n/a	n/a	n/a
	National	85%	n/a	n/a	n/a

Boys	School	90%	85%	94%	91%
	Leeds	n/a	n/a	n/a	n/a
	National	n/a	n/a	n/a	n/a

Girls	School	87%	92%	94%	89%
	Leeds	76%	n/a	n/a	n/a
	National	87%	n/a	n/a	n/a

Key Stage 4 2015



Headline figures

	2012	2013	2014	2015
5+ A*-C inc Eng & Maths	54%	46%	58%	45%
5+ A*-C	85%	96%	67%	53%
5+A*-G	97%	100%	98%	94%
1+ A*-G	97%	98%	99%	99%
Capped Point Score	330	348	310	295
English 3 LP	67%	55%	62%	54%
Maths 3 LP	70%	61%	68%	53%
English Baccalaureate	13%	18%	22%	24%

GCSE RESULTS 2015

	Total Entries	A*	A	B	C	D	E	F	G	U	A*A	%A*A	AC	%AC
English	210	2	15	46	45	39	34	14	12	2	17	8%	108	51%
Maths	210	14	15	33	52	32	15	14	20	13	29	14%	114	54%
Additional Science	101	0	1	6	34	35	16	5	1	3	1	1%	41	41%
Core Science	151	0	1	5	35	40	37	22	6	5	1	1%	41	27%
Biology	54	7	14	17	15	1	0	0	0	0	21	39%	53	98%
Chemistry	54	4	12	16	16	6	0	0	0	0	16	30%	48	89%
Physics	54	4	17	17	14	2	0	0	0	0	21	39%	52	96%
Computing	23	2	5	9	4	2	1	0	0	0	7	30%	20	87%
Art	31	3	3	7	8	7	3	0	0	0	6	19%	21	68%
DT Textiles	19	0	1	3	5	8	2	0	0	0	1	5%	9	47%
Drama	20	1	4	4	3	4	3	1	0	0	5	25%	12	60%
DT Food	35	1	1	9	5	4	6	5	4	0	2	6%	16	46%
Environ Sc	51	0	0	0	0	6	17	19	7	2	0	0%	0	0%
PE	35	1	4	13	12	4	1	0	0	0	5	14%	30	86%
HSC	34	0	5	8	8	6	2	2	2	1	5	15%	21	62%
Law	2	0	0	1	1	0	0	0	0	0	0	0%	2	100%
DT Product Design	25	0	1	1	4	2	4	4	5	4	1	4%	6	24%
Media	23	2	3	3	2	2	3	2	2	4	5	22%	10	43%
Music	9	1	2	1	3	1	1	0	0	0	3	33%	7	78%
RS	183	16	21	33	23	25	28	18	10	9	37	20%	93	51%
Business Studies	44	0	6	7	9	10	4	5	2	1	6	14%	22	50%
Geography	103	16	18	22	19	11	5	8	4	0	34	33%	75	73%
History	73	9	10	8	10	11	8	4	8	5	19	26%	37	51%
French	45	1	8	6	8	4	9	4	1	4	9	20%	23	51%
Arabic/Chinese	7	3	1	1	1	1	0	0	0	0	4	57%	6	86%
Dutch/Portuguese/Russian	8	2	2	2	1	1	0	0	0	0	4	50%	7	88%
German	15	1	4	0	4	5	1	0	0	0	5	33%	9	60%
Spanish	53	2	4	3	15	15	7	3	3	1	6	11%	24	45%
BTEC Business	23	0	0	1	9	12	0	0	0	1	0	0%	10	43%
Btec Art	8	0	0	3	1	3	0	0	0	1	0	0%	4	50%
BTEC Sport Studies	17	0	0	3	8	6	0	0	0	0	0	0%	11	65%
BTEC Construction	9	0	0	0	9	0	0	0	0	0	0	0%	9	100%
English Literature	209	4	23	33	60	34	27	0	6	9	27	13%	120	57%
Computer Technology	29	3	6	13	4	0	2	0	0	1	9	31%	26	90%
ECDL	38	28	4	2	0	0	0	0	0	4	32	84%	34	89%

BTEC qualifications

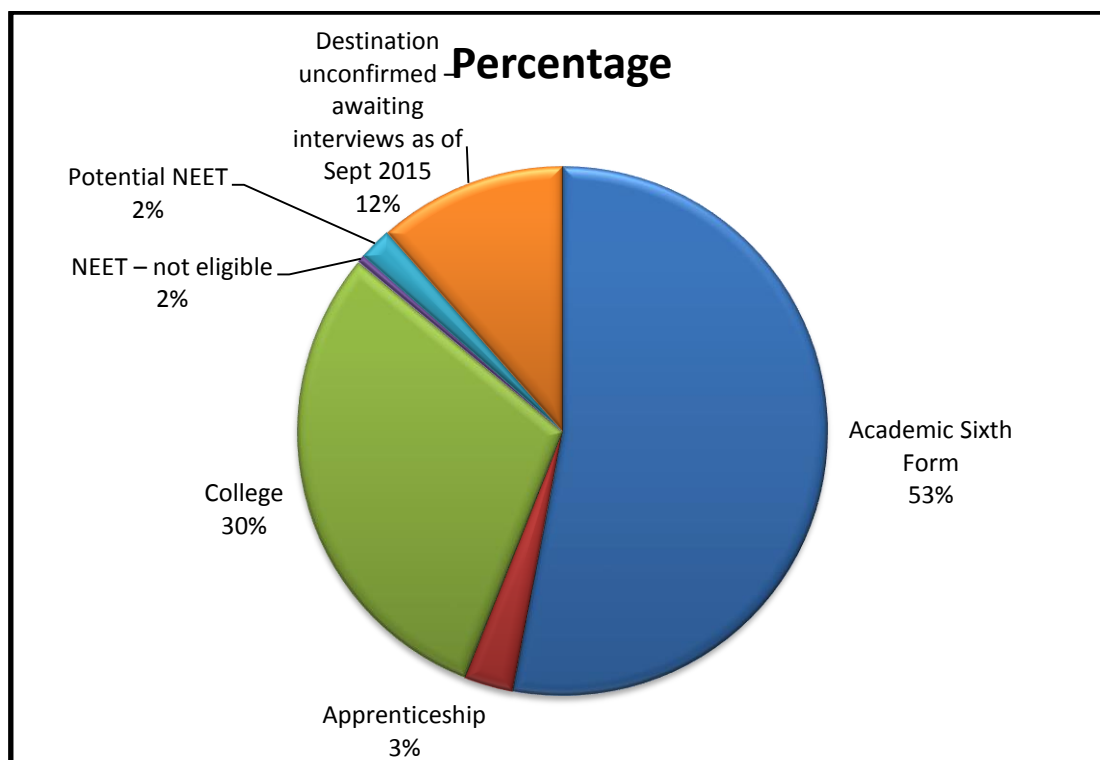
Qualification	Entries	Distinction	Merit	Pass	LI Pass	Total pass or above	%
BTEC Business	23		1	9	12	10	23%
Btec Art	8		3	1	3	4	50%
BTEC Sport Studies	17		3	8	6	11	65%
Btec Construction	9			9		9	100%

Other qualifications

Qualification	Entries	Distinction	Merit	Pass/Credit	Total pass or above	%
ECDL	38	32	2		34	89%

Key Stage 4 Destinations

Destination	Number	Percentage
Academic Sixth Form	113	53%
Apprenticeship	6	3%
College	64	30%
NEET – not eligible	1	0.5%
Potential NEET	5	2%
Destination unconfirmed – awaiting interviews as of Sept 2015	23	11.5%



A level results 2015

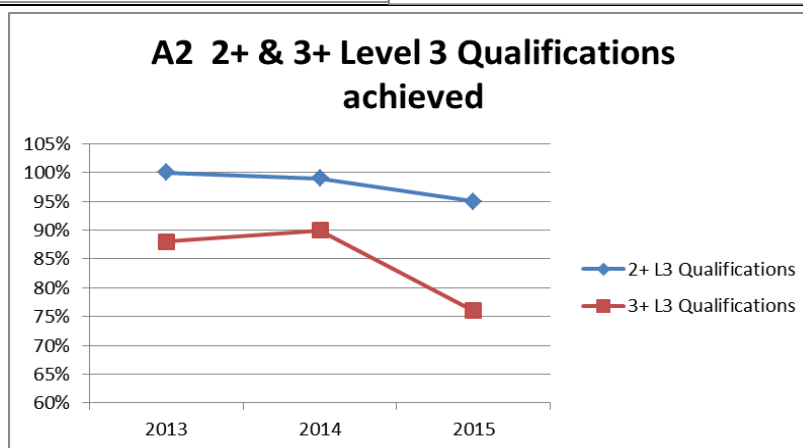
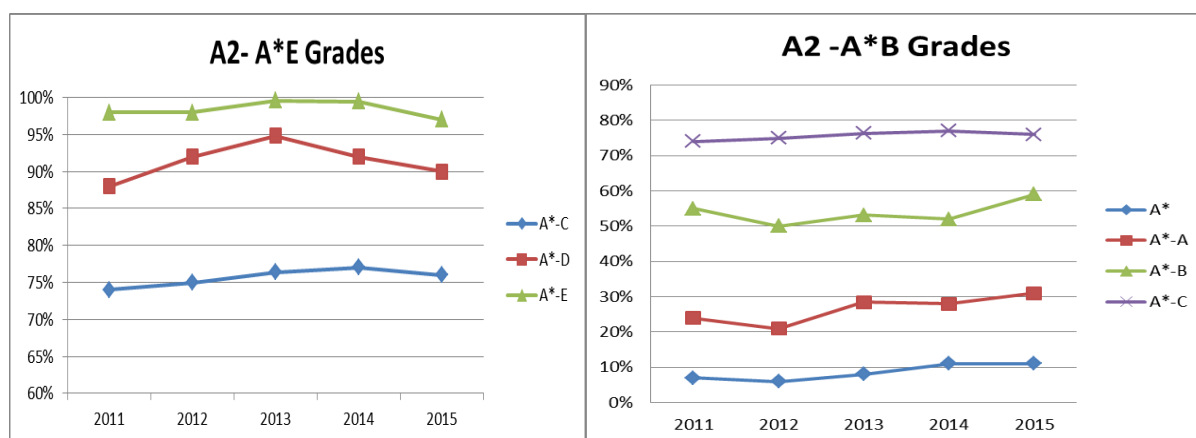
Key Stage 5 2015

Students at Lawnswood study a range of qualifications in the sixth form, these include BTECs and traditional A levels.

In 2014/15 we achieved some of our best ever results, showing that we continue to provide

	2011	2012	2013	2014	2015
A*	7%	6%	8%	11%	11%
A*-A	24%	21%	28%	28%	31%
A*-B	55%	50%	52%	52%	59%
A*-C	74%	75%	77%	77%	76%
A*-D	88%	95%	92%	92%	90%
A*-E	98%	98%	100%	100%	97%

an extremely high quality of provision to all who study with us.



A2 Subjects	Total Entries	A*	A	B	C	D	E	U	%A*A	%A*B	%A*C	%A*D	%A*E
Art Fine	4	0	2	1	1	0	0	0	50%	75%	100%	100%	100%
Arabic	1	0	1	0	0	0	0	0	100%	100%	100%	100%	100%
Biology	11	1	3	3	0	3	1	0	36%	64%	64%	91%	100%
Business & Economics	2	1	0	0	0	1	0	0	50%	50%	50%	100%	100%
Chemistry	11	1	3	4	2	1	0	0	36%	73%	91%	100%	100%
Computing	3	0	0	3	0	0	0	0	0%	100%	100%	100%	100%
Food	2	0	0	0	0	1	1	0	0%	0%	0%	50%	100%
Drama/Theatre Studies	1	0	0	0	0	0	0	1	0%	0%	0%	0%	0%
Eng lang	28	0	0	11	12	4	1	0	0%	39%	82%	96%	100%
Eng Lit	7	0	0	6	1	0	0	0	0%	86%	100%	100%	100%
Film Studies	11	0	0	3	1	3	3	1	0%	27%	36%	64%	91%
French	2	0	1	0	1	0	0	0	50%	50%	100%	100%	100%
Further Maths	1	0	1	0	0	0	0	0	100%	100%	100%	100%	100%
Geography	8	2	1	2	1	1	1	0	38%	63%	75%	88%	100%
German	1	0	0	1	0	0	0	0	0%	100%	100%	100%	100%
History	7	0	0	3	3	1	0	0	0%	43%	86%	100%	100%
ICT AVCE	6	0	0	0	1	5	0	0	0%	0%	17%	100%	100%
Law	9	1	0	3	0	2	1	2	11%	44%	44%	67%	78%
Maths	20	2	10	3	2	1	1	1	60%	75%	85%	90%	95%
Music	4	0	1	0	1	2	0	0	25%	25%	50%	100%	100%
Physics	8	1	0	4	2	0	1	0	13%	63%	88%	88%	100%
Psychology	20	2	2	2	5	5	4	0	20%	30%	55%	80%	100%
Portugese	2	0	0	1	0	1	0	0	0%	50%	50%	100%	100%
Religious Studies	3	0	0	1	2	0	0	0	0%	33%	100%	100%	100%
Sociology	8	0	2	2	1	1	0	2	25%	50%	63%	75%	75%
Sport Studies	8	0	0	0	2	2	3	1	0%	0%	25%	50%	88%
Textiles	1	0	0	0	0	1	0	0	0%	0%	0%	100%	100%
Btec Business Diploma	8	2	3	2	1	0	0	0	63%	88%	100%	100%	100%
Btec Business Subsidiary Diploma	1	1	0	0	0	0	0	0	100%	100%	100%	100%	100%
Btec ICT Diploma	8	0	6	2	0	0	0	0	75%	100%	100%	100%	100%
Btec ICT Subsidiary Diploma	1	0	0	1	0	0	0	0	0%	100%	100%	100%	100%
BTEC Sport Diploma	10	2	3	5	0	0	0	0	50%	100%	100%	100%	100%
Btec Health & Social Care Diploma	10	4	6	0	0	0	0	0	100%	100%	100%	100%	100%
Btec Science Diploma	16	1	4	6	5	0	0	0	31%	69%	100%	100%	100%
Btec Science Subsidiary Diploma	2	0	0	1	1	0	0	0	0%	50%	100%	100%	100%
Btec Science Extended	9	6	3	0	0	0	0	0	100%	100%	100%	100%	100%

KS5 Destinations

Destination	Number	Percentage
University	51	56%
FE, training or apprenticeship	19	20%
Employment	2	2.2%
Gap year	11	12%
Unknown as of 14 Sept 2015	8	9%

University Places

Gender	Dest	Req	
Female	Bolton (foundation)	120	Biomedical Engineering with Foundation
Male	Bradford	K	Biomedical Science
Female	Bradford	K	Social Work
Female	Bradford	K	Midwifery Studies/Registered Midwife
Female	Bradford	K	Clinical Technology
Female	Brighton	BBC	English Language
Male	Huddersfield	300	Psychology
Female	Huddersfield	280	Travel and Tourism Management
Male	Huddersfield	300	Supply Chain Management
Male	Keele	BBB	Neuroscience (Major with 2nd subject)
Male	Kingston Uni	AAB	Aerospace Engineering with a Year in Industry
Male	Kingston Uni	260JK	Business management
Female	Leeds	K	Radiography
Female	Leeds	BB	Earth and Environmental Sciences with Foundation Year
Male	Leeds	AAA	Civil and Environmental Engineering
Female	Leeds	AAA	Geography

Male	Leeds	K	Linguistics and Phonetics
Male	Leeds (with foundation)	K	Earth and Environmental Sciences with Foundation Year
Male	Leeds Beckett	300	Music Technology
Female	Leeds Beckett	BBC	Early childhood studies
Male	Leeds Beckett	240	Computer Animation
Male	Leeds Beckett	UF	Psychology
Female	Leeds Beckett	UF	Law
Female	Leeds Beckett	UF	English Literature
Male	Leeds Beckett	CF	Computing
Male	Leeds Beckett	300	Sports Coaching
Female	Leeds Trinity	240	Philosophy, Ethics and Religion
Male	Leeds Trinity	300	Sport and Exercise Science
Female	Leeds Trinity	240	English and Writing
Male	Leicester	ABB	History and Politics
Female	LEICR	AAB	Law
Male	LETAS	240	Sports Journalism
Female	LETAS	BBC	Primary Education: Early Years (with QTS)
Male	LETAS	240	Religious Studies
Female	LETAS	240	Education Studies
Male	Liverpool	AAA	Geography
Female	Liverpool John Moores	BBC	Creative writing and film
Female	LJM	280	Accounting and Finance
Male	LSE	A*AA	Law (Bachelor of Laws)
Male	LVRPL	AAA	Mechanical Engineering with Business (4 years)
Male	Newcastle	K	Mechanical Engineering

Female	Nottingham Trent	K	International Relations
Male	Oxford	A*AA	Experimental Psychology
Male	Oxford	K	Chemistry
Female	Oxford	AAA	Human Sciences
Male	UCL	AAAN	Biological Sciences